










CAPACITY CHART

	VENUES	Style						Size (meter)			
								Total			
	INDOOR	Cocktail	Theatre	Classroom	Roundtable	Single U-Shape	Boardroom		Width	Length	Height
LEVEL 1	The Imperial Grand Ballroom	2200	2000	1680	1360	204		2,380	34	70	9
	The Imperial Ballroom 1 ☼	780	620	480	400	126		782	34	23	9
	The Imperial Ballroom 2	780	620	480	400	126		782	34	23	9
	The Imperial Ballroom 3	350	250	195	200	66		345	15	23	9
	The Imperial Ballroom 4	400	300	240	200	66		414	18	23	9
	The Imperial Ballroom 3 & 4	780	620	480	400	126		782	34	23	9
	Loggia							295	5	59	6
	Puri Kencana	630	580	390	320	99		551	19	29	5
	Puri Kencana 1	160	160	36	80	60		171	19	9	5
	Puri Kencana 2	180	180	48	80	63		209	19	11	5
	Puri Kencana 3	140	140	36	80	60		171	19	9	5
	Puri Kencana Prefunction							512	16	32	6
	Ramayana VIP Room				10			70	7	10	5
Mahabharata VIP Room				10			63	7	9	5	
MEZZANINE	Mezzanine Prefunction							135	9	15	3
	Pandawa	240	200	120	150	72		264	22	12	37
	Pandawa 1	100	100	45	60	36		132	11	12	3
	Pandawa 2	100	100	45	60	36		132	11	12	3
	Nakula						10	50	5	10	3
	Sadewa						10	50	5	10	3
LEVEL 2	Second Floor Prefunction							144	9	16	4
	Pandu	30	20	12	10	9	12	30	5	6	4
	Yudistira	40	30	18	20	18	18	42	7	6	4
	Bima Boardroom ☼						24	112	7	16	4
	Kunti	60	45	30	30	24	24	70	10	7	4
	Drupadi	60	45	30	30	24	24	70	10	7	4
	Arjuna VIP Room				10			60	10	6	4
	OUTDOOR										
	Alun - Alun Garden	200			150			640			
	Sunset Garden	2,500			1,500			17,400			

Dimensions are approximate in meters

The measurement is wall to wall capacity

☼ The meeting room is filled with natural light.